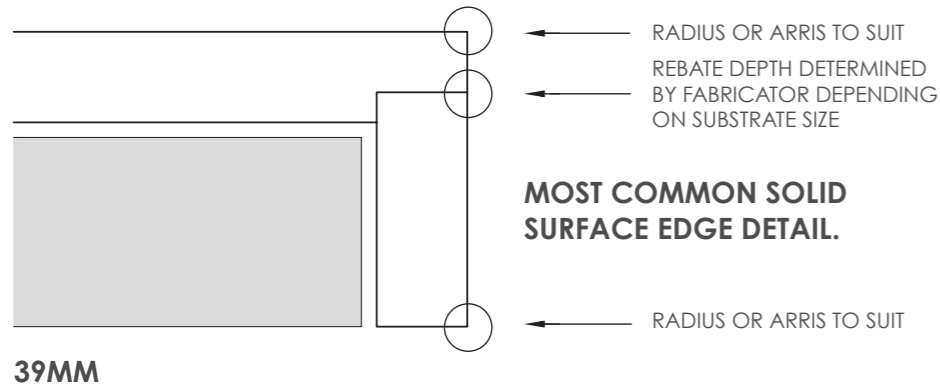
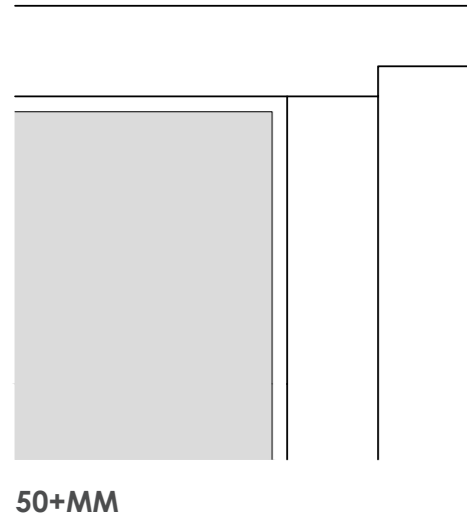


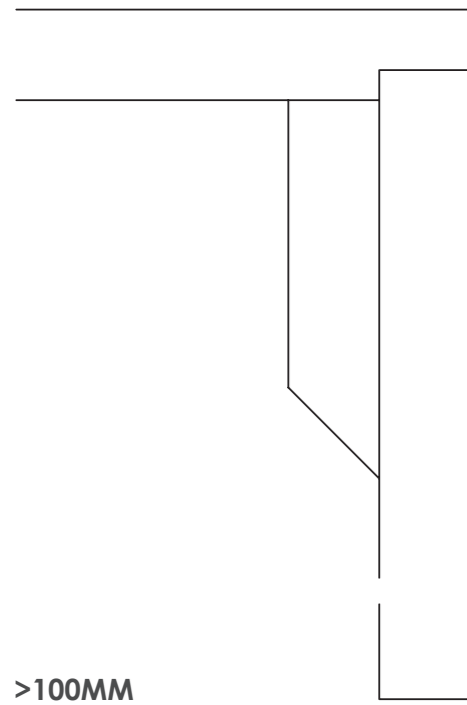
STANDARD DETAILS



MOST COMMON SOLID SURFACE EDGE DETAIL.

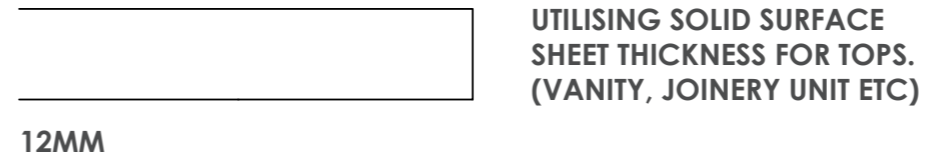


A DOUBLE DROPPED EDGE RECOMMENDED FOR EDGE DETAILS OF 50 - 100MM.

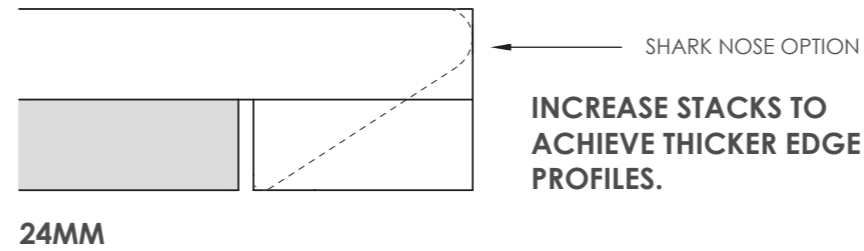


FOR EDGES OVER 100MM A 50MM SUPPORT PIECE IS REQUIRED.

THINNER BENCHTOPS

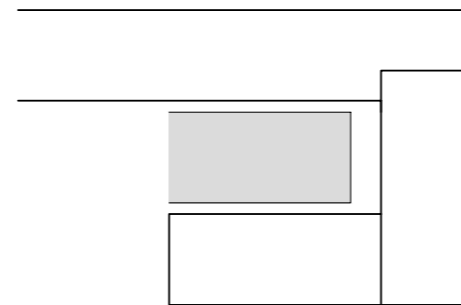


UTILISING SOLID SURFACE SHEET THICKNESS FOR TOPS. (VANITY, JOINERY UNIT ETC)

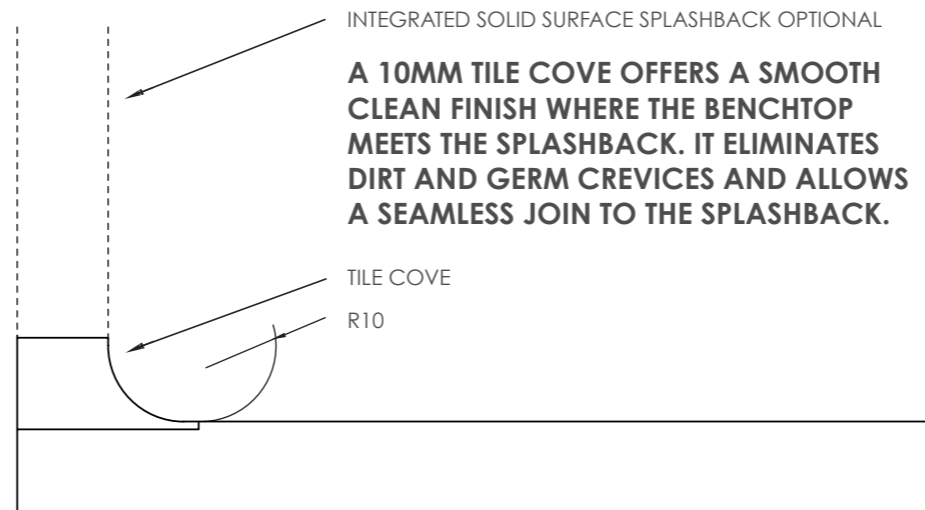


INCREASE STACKS TO ACHIEVE THICKER EDGE PROFILES.

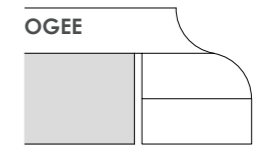
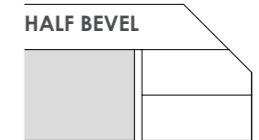
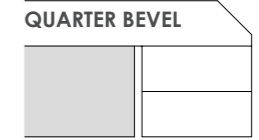
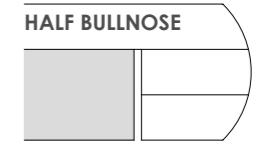
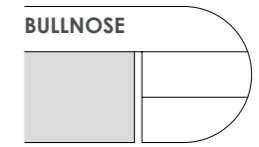
BOTTOM RETURN OPTION



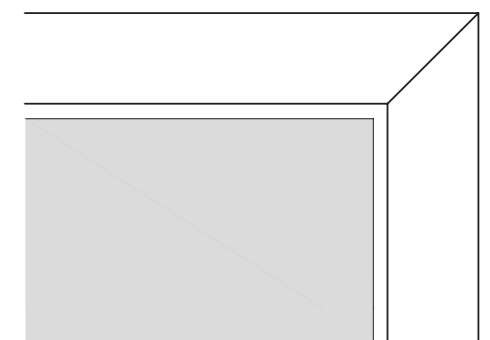
COVE / 10MM TILE COVE



THICKER BENCHTOPS



MITRE JOIN



IN LIMITED APPLICATIONS FABRICATORS MAY OPT FOR A MITRE JOIN WHEN USING HEAVILY PATTERNED DESIGNS.



TITLE STARON EDGE DETAILS

SOLID SURFACE COMMON DETAILS

DRAWN IV

DO NOT SCALE DRAWING

DATE 01.04.20

SHEET 1 OF 1

CHK'D AS

A3



17/30 Heathcote Rd Moorebank NSW 2170
phone: 02 9822 7055
email: sales@austaron.com.au
web: austaron.com.au

DWG NO.
STARON EXAMPLE - 001

DESIGN REMAINS PROPERTY OF AUSTARON SURFACES AND CAN ONLY BE USED WHEN SPECIFYING STARON SOLID SURFACE.

Architect to determine design suitability.

Contact your Staron representative for any colour samples or technical information.