

As we look for ways to impress and service our clients, it's essential to be informed about the features, benefits and design considerations of a wide range of products. With an in-depth knowledge of surfaces and materials, you'll be better placed to extend your design potential in kitchen and bathroom design. In our Product Highlight bulletins, we're helping you build a bank of references to start your material investigations. In this bulletin, we've partnered with Austaron Surfaces to highlight the features and benefits of Staron® Solid Surfaces.

What is a Solid Surface?

Staron® Solid Surfaces are manufactured from a safe, natural mineral refined from bauxite and blended with the highest-quality pure acrylic resin. The process results in a highly durable, UV stable, non-yellowing surface suitable for a range of applications. Unlike many natural and reconstituted stone products, Staron® Solid Surfaces do not contain silica (refer to KBDi Technical Bulletin – Silica and Silicosis – for more information.)

Staron® Solid Surfaces: **Features**

Seamless Manufacturing (Inconspicuous Joins)

Staron® Solid Surfaces are joined with an adhesive that chemically bonds the products, allowing a seamless monolithic finish. This process is mostly undertaken in your fabricator's workshop, but can also occur on site where required to accommodate your design or site-specific requirements.

Cleaning and Hygiene Qualities

Staron® Solid Surfaces are non-porous: this means your clients will not need to worry about wine spills or water damage. The non-porosity minimises cross-contamination, and the product's resistance to mould and mildew makes it an excellent option for health-conscious families.

Sound Absorption

Compared with stone products, solid surfaces are much kinder on your ears, crockery and glassware, making the product a perfect solution for the elderly and people with hearing sensitivities. This product feature should also be considered in open-planned homes where kitchens sit alongside lounge and study spaces.

Restoration and Repair

After years of use, Staron® can be re-sanded to bring your application back to new. The restorative nature of the product allows it to be easily repaired, too: it is always recommended that the fabricator leaves your client with an off cut of the solid surface to enable a perfectly colour-matched repair if required.

Colour Versatility

Staron® Solid Surfaces offer over 80 colours in their range. (See design considerations for colour selection tips.)

Staron® Solid Surfaces: **Benefits**

Design Creativity and Flexibility



A key design benefit of Staron® Solid Surfaces is the ability to thermoform: the product becomes flexible when heated, allowing it to be formed into compound curves and other organic forms. This presents impressive design flexibility for custom cabinetry, walls and all kinds of applications.

Kitchen designed by KBDi Member, Ashley Maddison – featuring Staron Metallic Yukon.

Coves and Splashbacks

A 10mm cove to the back of your benchtop will offer both practical and aesthetic assets: a cove will allow your benchtop to seamlessly extend as a splashback or return, and eliminate the need for a silicone join where horizontal and vertical surfaces meet. As indicated in the image to the right, it also allows for an ultra-neat junction between benchtop and tiles. (See notes about compliance for more information about using Staron® Solid Surfaces as a splashback in a cooking area.)

Integrated Sinks

A solid surface sink can be seamlessly integrated into your benchtop, with an option to route drainer grooves alongside the sink. Alternatively, some stainless steel sinks are designed to integrate with solid surfaces, allowing the benchtop material to continue down the side of the sink while leaving the stainless steel base exposed.



Designing with Staron® Solid Surfaces: **Key Considerations**

Support and structural requirements

In most cases, Staron® Solid Surfaces benchtops are fabricated by cladding a structurally sound MR, MDF or ply substrate with a 12mm thick Staron® surface. The vertical face of your benchtop design will seamlessly flow from the horizontal plane, giving the appearance of an entirely solid countertop. This enables you to make the profile of the benchtop – whether it be a 38mm, 50mm, 80mm edge or a dramatically angled waterfall – an easy-to-manufacture yet highly impressive feature.



Overhangs

Based on traditional manufacturing methods with a build-up of 38mm and greater, your overhang allowance – without incorporating additional support – will be up to 300mm. If your overhang extends beyond 300mm, you will need to integrate support within the benchtop and joinery, or externally with legs, corbels or brackets.

If your benchtop has a thinner profile (i.e. less than 38mm), your overhang will naturally be reduced. In this instance, the profile of the bench (straight, round, bevel, etc.) will likely be your design feature. Benchtop profile examples can be found on page 5 of this Bulletin.

Kitchen designed by KBDi Member, Eleisha Paiano – featuring Staron Aspen Snow

Designing with Pattern

Some Staron® Supreme range options have heavily variegated pattern for dynamic and dramatic designs. In large applications, designers should consider how a potential pattern break may affect the overall appearance.

Selecting Colours

Surface wear will always be more visible on dark colours, and may not be the most practical option in high-use kitchen areas. Consider keeping darker colours for complementing counters, bathroom applications, vertical facades and furniture items. Light and mid-tones are the best performers in high-wear applications.

Designing with Staron® Solid Surfaces: Compliance and Warranties

Splashbacks

Staron® Solid Surface has an excellent fire rating: it is classified as a Group 1 Fire Rating under AS5637.1, allowing it to be specified on walls in high risk projects like airports etc. It is, however, deemed to be a 'combustible surface', meaning it may not be installed within 200mm of the periphery of a gas burner in a residential setting. (Please refer to the KBDi Technical Bulletin regarding gas appliances and associated clearances for more information.)

Where installation is to occur behind an electric or induction cooktop, the appliance manufacturer's installation instructions should always be adhered to. (In most cases, electric and induction cooktop manufacturers will suggest a 50mm clearance between the back to the cooktop and a splashback.)

Designing with Staron® Solid Surfaces: Compliance and Warranties (cont.)

BBQ Installations

The UV stability and durability of Staron® Solid Surfaces make the product a great option for undercover alfresco areas. Like all benchtop materials, however, it comes with some limitations. In the instance that a client is seeking an integrated barbeque, it is essential that both Australian Standard 5601 and the gas appliance manufacturer's installation instructions are assessed prior to design. In most cases, the barbeque manufacturers will set out clearances between the appliance and any combustible material, and require non-combustible barriers. Austaron strongly recommends that appliances are isolated from the benchtop material as required. Warranty of both your client's appliance and benchtop may be jeopardised through non-compliance.

Designing with Staron® Solid Surfaces: **Care and Maintenance**

You'll find a comprehensive guide to the care and maintenance of Staron® Solid Surfaces here:
<http://www.austaron.com.au/pdf/brochures/care.pdf>

Thinking beyond the benchtop

One of the greatest benefits of solid surfaces is its diversity: the product can be applied in a range of applications, taking your designs from ordinary to extraordinary. Consider the following design opportunities for your next award-winning project:

Kitchens

- Sell a seamless, hygienic and easy-to-clean kitchen to your clients with a join-free benchtop, coved splashback and integrated sink.
- Clad curved vertical joinery with 12mm solid surface, emulating the structural sturdiness of solid columns.
- Finish cabinet doors and drawers with a solid surface façade: fix a 12mm sheet to melamine backing, or build depth with a 19mm (or 2 x 12mm) front.
- Use solid surface as sills, skirting and stair treads to offer unity between various rooms.

Bathrooms

- Eliminate grout lines and joints (and the associated cleaning) by cladding shower walls, shower seating and nib walls in a bathroom with Staron®.
- Design an ergonomic and corner-free vanity for young or aging clients and embrace organic forms and shapes.

When you have a good understanding of the attributes of solid surfaces, you'll gain a whole new perspective on the range of applications available to you. Staron® representatives (Austaron) are always available to discuss your design ideas; visit their website today to arrange an appointment –
www.austaron.com.au

The Kitchen & Bathroom Designers Institute of Australia (KBDi)
admin@kbdi.org.au | 1300 253 223 | www.kbdi.org.au

The advice set out in this bulletin is general in nature and should be used as a starting point in the development or refinement of your own product research.

DESIGN BULLETIN

Product Highlight

SOLID SURFACE



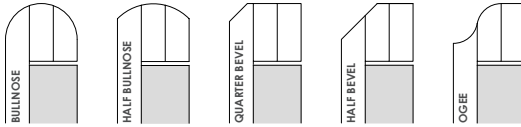
KBDi CORPORATE PLUS PARTNER

AUSTARON
SURFACES

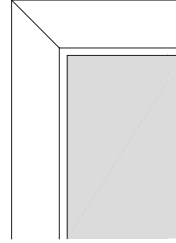
100720A

Profiles

THICKER BENCHTOPS

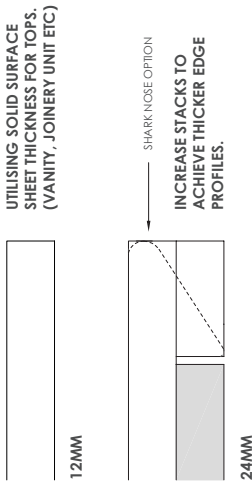


MITRE JOIN

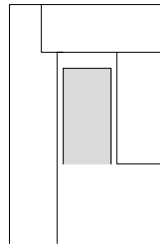


IN LIMITED APPLICATIONS FABRICATORS MAY OPT FOR A MITRE JOIN WHEN USING HEAVILY PATTERNED DESIGNS.


THINNER BENCHTOPS



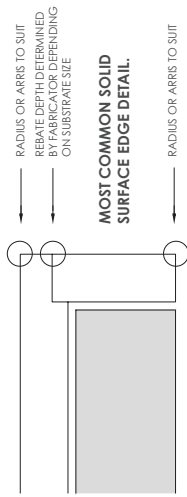
BOTTOM RETURN OPTION



COVE / 10MM TILE COVE



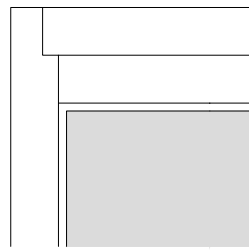
STANDARD DETAILS



MOST COMMON SOLID SURFACE EDGE DETAIL.

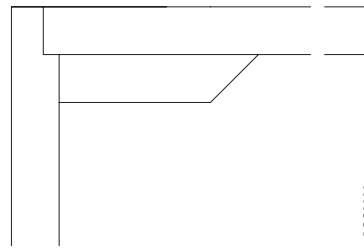
39MM

A DOUBLE DROPPED EDGE RECOMMENDED FOR EDGE DETAILS OF 50 - 100MM.



50+MM

FOR EDGES OVER 100MM A 50MM SUPPORT PIECE IS REQUIRED.



>100MM

DESIGN REMAINS PROPERTY OF AUSTARON SURFACES AND CAN ONLY BE USED WHEN SPECIFYING STARON SOLID SURFACE.
Architect to determine design suitability.
Contact your Staron representative for any colour samples or technical information.

DO NOT SCALE DRAWING
SHEET 1 OF 1
A3

DRAWN IV
DATE 01.04.20
CHK'D AS

STARON EXAMPLE - 001

STARON SURFACE COMMON DETAILS

STARON SURFACE COMMON DETAILS

STARON SURFACE COMMON DETAILS

STARON SURFACE COMMON DETAILS

STARON SURFACE COMMON DETAILS