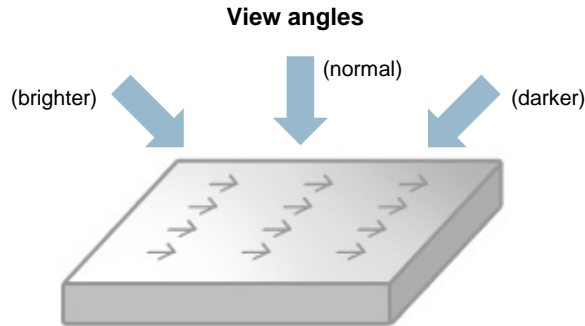


Characteristics of Pearl Particulates

It has the unique patterns which contain pearl particulates that are shaped flat and tend to float on the surface. These particulates come with directional pattern due to unique distribution method in production. As a result, reflections in particulates may vary depending on light and view angles.



Color List

Metallic

- Metallic Beach
- Metallic Cosmos
- Metallic Galaxy
- Metallic Yukon
- Metallic Satin gold
- Metallic Sleek silver
- Metallic Gold

Tempest


- Tempest Bronze star
- Tempest Caviar
- Tempest Copper plate
- Tempest Igneous

Quarry

- Quarry Starred
- Quarry Minette

Glaring

- Glaring White
- Glaring Black



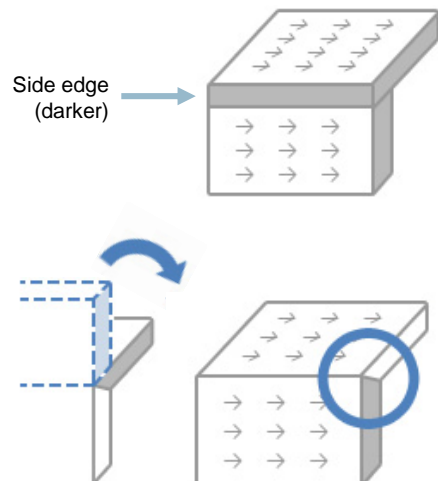
Fabrication Recommendation

There are two major issues as described below

① Drop Edge

Due to absence of particulates in where sheet is cut, typical drop edge build-up may result in visual seam

The recommended edge build-up method is a 45 degree edges build-up, as illustrated.



This Technical Bulletin is intended to provide guidelines for optimal fabrication, installation, and performance of Lotte Chemical Corp. products mentioned. Though the information contained herein is deemed reliable, none of the contents--including but not limited to the instructions, techniques, graphics, and recommendations--is to be understood as implying legal liability of fitness for a specific purpose, any other type of warranty, or being complete or absolute in its range and nature of information.

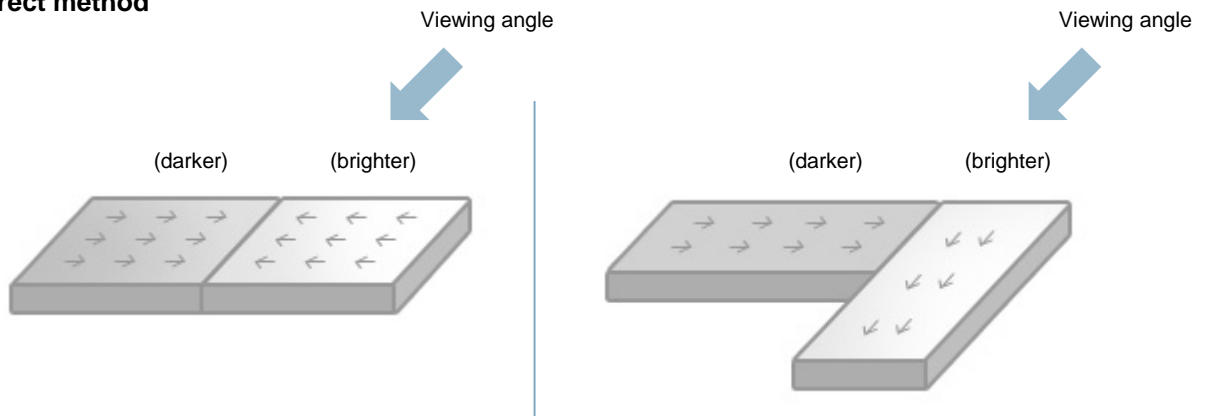
Depending on the user's particular application, all necessary measures must be taken to verify and test the adequacy for such needs or application. Any information or recommendation herein is strictly for purposes of reference and as such, Lotte Chemical Corp. assumes no responsibility for its suitability or accuracy or the use of such information for products other than Lotte Chemical Corp. Staron® solid surfaces & Radianz® quartz surfaces.

Recommended Fabrication

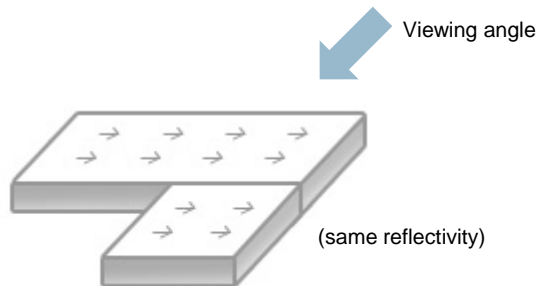
② Deck Seaming

Due to directionality of particulate distributed, it may result in visual seam if decks are seamed counter directional. Prior to fabrication, mark arrows on the top of the sheet running parallel to the LOT No. found on the side of the sheet. Then, each piece must be seamed in the same direction of the arrow marked, as illustrated below ;

Incorrect method



Correct method



The variation of the particulate distribution pattern between two separate pieces seamed together may be obvious and easy to notice if not fabricated as suggested in this technical bulletin. On your Pearl particulates project we strongly suggest that you experiment, prior to actual fabrication, with the methods and procedures described above.

This Technical Bulletin is intended to provide guidelines for optimal fabrication, installation, and performance of Lotte Chemical Corp. products mentioned. Though the information contained herein is deemed reliable, none of the contents--including but not limited to the instructions, techniques, graphics, and recommendations--is to be understood as implying legal liability of fitness for a specific purpose, any other type of warranty, or being complete or absolute in its range and nature of information.

Depending on the user's particular application, all necessary measures must be taken to verify and test the adequacy for such needs or application. Any information or recommendation herein is strictly for purposes of reference and as such, Lotte Chemical Corp. assumes no responsibility for its suitability or accuracy or the use of such information for products other than Lotte Chemical Corp. Staron® solid surfaces & Radianz® quartz surfaces.