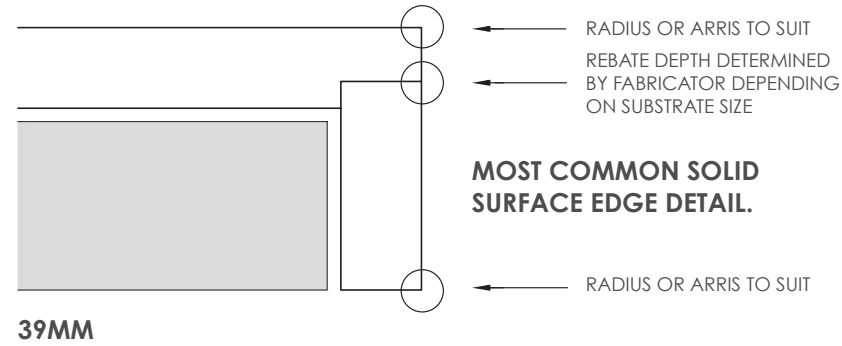
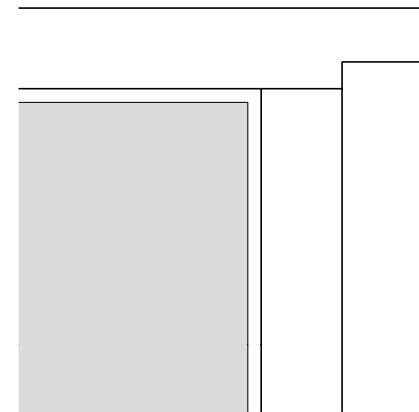


STANDARD DETAILS

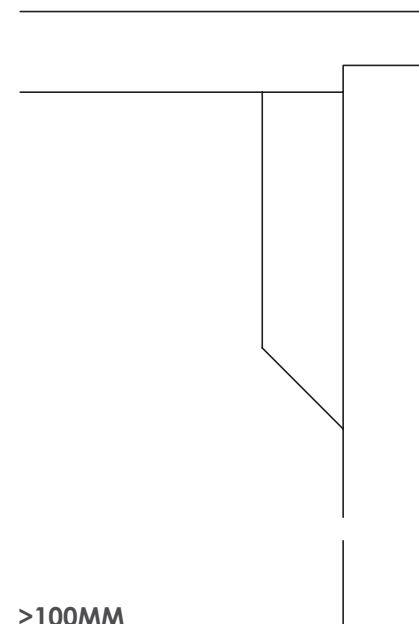


39MM



50+MM

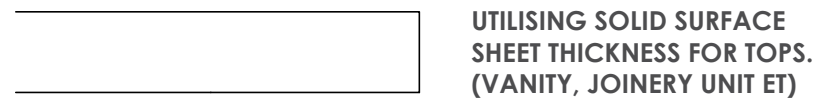
A DOUBLE DROPPED EDGE RECOMMENDED FOR EDGE DETAILS OF 50 - 100MM.



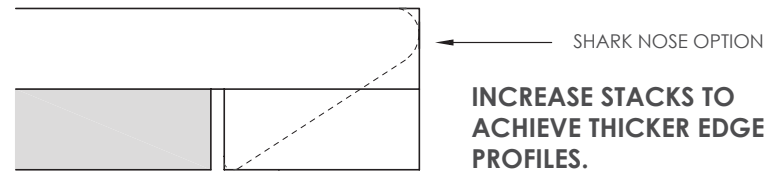
>100MM

FOR EDGES OVER 100MM A 50MM SUPPORT PIECE IS REQUIRED.

THINNER BENCH TOPS

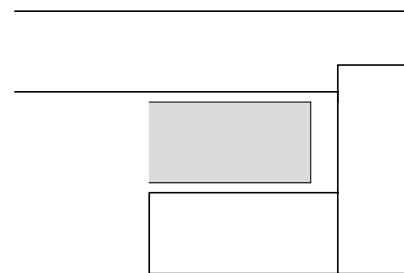


AMMO

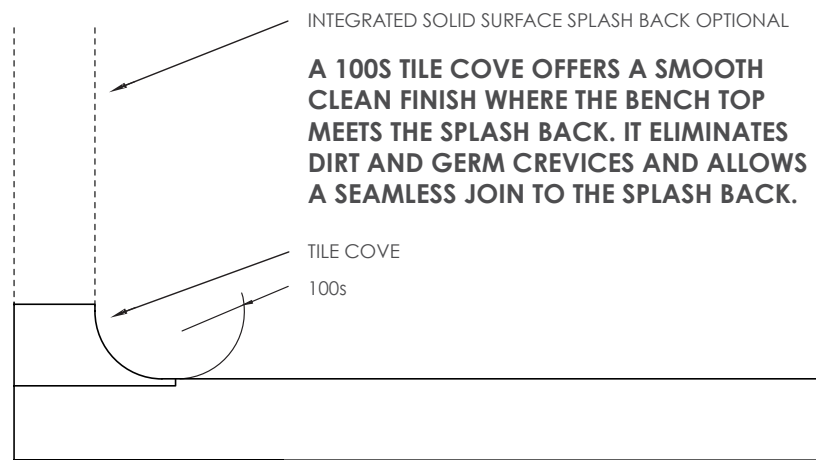


AMMO

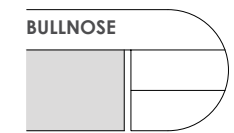
BOTTOM RETURN OPTION



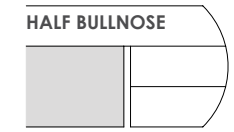
COVE / 100S TILE COVE



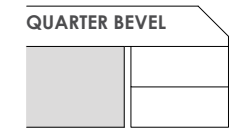
THICKER BENCHTOPS



BULLNOSE



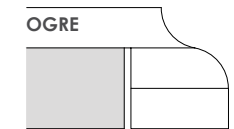
HALF BULLNOSE



QUARTER BEVEL

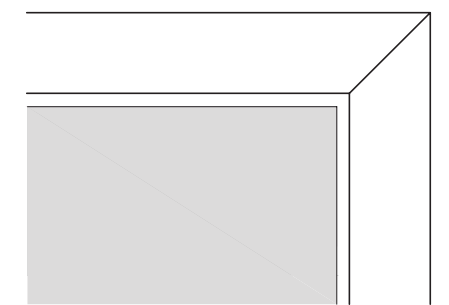


HALF BEVEL



OGRE

MITRE JOIN



IN LIMITED APPLICATIONS FABRICATORS MAY OPT FOR A MITRE JOIN WHEN USING HEAVILY PATTERNED DESIGNS.



AUSTARON
SURFACES

austaronsurfaces.com

AU 1300 782 766 | sales@austaron.com.au

NZ +64 211 322 565 | +64 221 008 848 | sales@austaron.co.nz

TITLE

STARON EDGE DETAILS

SOLID SURFACE COMMON DETAILS

DWG No.

STARON EXAMPLE: 001

DOCUMENTATION REMAINS PROPERTY OF AUSTARON SURFACES & CAN ONLY BE USED WHEN SPECIFYING STARON SOLID SURFACE.

Architect to determine design suitability.

Contact your Staron representative for any colour samples or technical information.